

My Five Senses Book



Class:

Name:

My Five Senses

Name: _____

Date: _____

Fill the blank with the body part in the box.


ears

eyes

mouth

hands

nose



My Five Senses

Name:

Date:

Match each sense with its body part.

seeing

•

•

hearing

•

•

smelling

•

•

tasting

•

•

touching

•

•



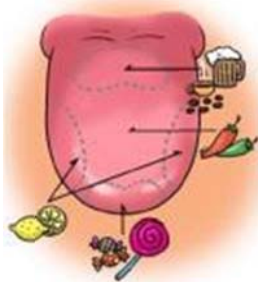




My Five Senses

Name: _____

Date: _____

Fill the blank with the verb in the box.

see hear taste touch smell				
	<p>I can _____ with my eyes.</p> <p>What can I _____ with my eyes?</p>			
	<p>I can _____ with my ears.</p> <p>What can I _____ with my ears?</p>			
	<p>I can _____ with my mouth.</p> <p>What can I _____ with my mouth?</p>			
	<p>I can _____ with my hands.</p> <p>What can I _____ with my hands?</p>			
	<p>I can _____ with my nose.</p> <p>What can I _____ with my nose?</p>			

My Five Senses

Name:

Date:

Detective Sense! Record Sheet



Seeing Station

Look at the two pictures on the left and right.

What can you see?

What is the Difference?

1. Circle: Same or Different



I can seewith my eyes. |

2. Circle: Same or Different



I can see with my eyes. |

My Five Senses

Name:

Date:

Detective Sense! Record Sheet



Hearing Station

Shake each container.

What can you hear in each container?

Choose right answer in the box.

rice	sugar	coin	sand
cornflakes	rock	water	paper clip

1. What can you hear?

I can hear with my ears.

2. What can you hear?

I can hear with my ears.

3. What can you hear?

I can hear with my ears.

4. What can you hear?

I can hear with my ears.

5. What can you hear?

I can hear with my ears.

My Five Senses

Name:

Date:

Detective Sense! Record Sheet



Smelling Station

What can you smell?

Can you tell what is in each jar?

Choose right answer in the box.

orange juice	water	cinnamon	vinegar
vanilla	peppermint	blueberry	chocolate



My Five Senses

Name:

Date:

Detective Sense! Record Sheet



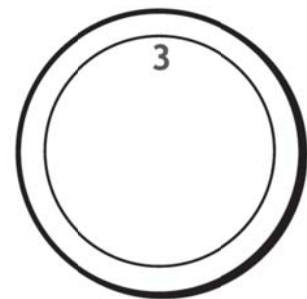
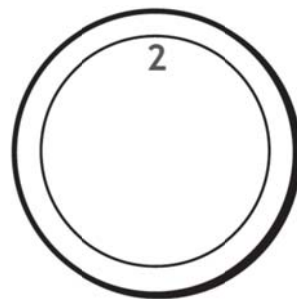
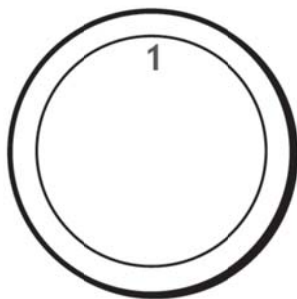
Tasting Station

Try to taste each food on the plate.

What can you taste?

Choose right answer in the box.

chocolate crackers	lemon	garlic
onion	peppermint	tomato sauce



1. I can taste with my mouth.

2. I can taste with my mouth.

3. I can taste with my mouth.

My Five Senses

Name:

Date:

Detective Sense! Record Sheet



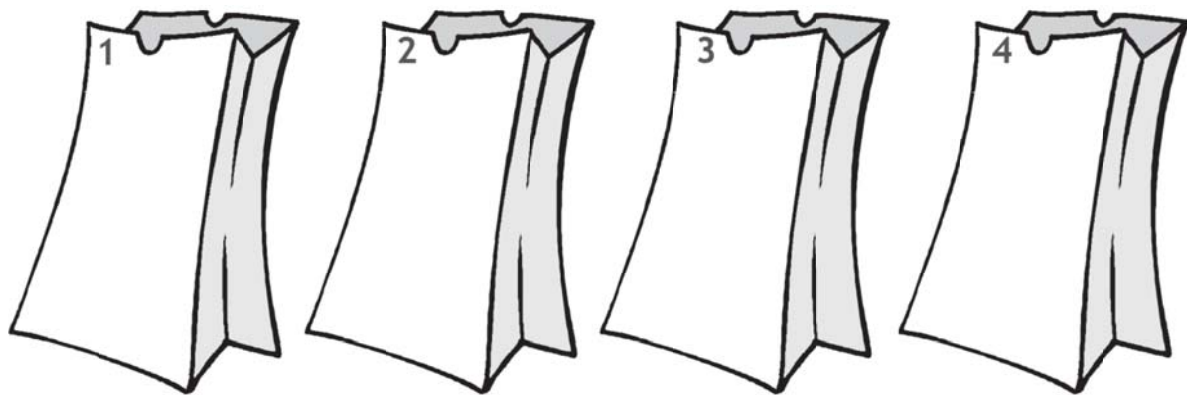
Touching Station

Put your hand in each bag, one at a time.

What can you touch?

Guess what is in each bag.

plastic straws	sponge	cotton
clay	feathers	hairpin



1. I can touch with my hands.

2. I can touch with my hands.

3. I can touch with my hands.

4. I can touch with my hands.

My Five Senses

Name:

Date:

**Draw something
you can see, hear, taste, smell and touch:**

The worksheet contains five large empty shapes for drawing: two circles at the top, two vertical ovals on the sides, and one circle at the bottom. In the center is a diagram of a human head profile with five lines pointing to different parts of the face, each labeled with a sense: 'See' (eye), 'Hear' (ear), 'Taste' (mouth), 'Smell' (nose), and 'Touch' (hand). The text '5 Senses' is written in the middle of the diagram.

My Five Senses

Name:


Date:

5 Senses Dice

How to make the dice:

1. Cut out dice (all in one connecting piece.)
2. Fold so that it makes a square.
3. Tape.
4. Take turns "rolling" the dice.
5. Name the sense that the picture shows.
6. Make a sentence what the sense can do.

For example: "Nose - can smell popcorn!"



My Five Senses

Name:

Date:

Answer for Detective Sense!

Hearing	Smelling
<ol style="list-style-type: none">1. Paper clip2. Coin3. Sugar4. Cornflakes5. Rice	<ol style="list-style-type: none">1. Cinnamon2. Blueberry3. Peppermint.4. Vinegar
Tasting	Touching
<ol style="list-style-type: none">1. Chocolate crackers2. Onion crackers3. Garlic crackers4. Tomato Sauce	<ol style="list-style-type: none">1. Plastic straws2. Clay3. Sponge4. Cotton

