

Lesson Plan- Change Of Focus (COF)

Topic: I run / He runs/ She runs/ They run (Subject + verb sentences)

Instructor: Sun	Level: Elementary Age: 8-9 years old	Students: 12	Length: 45 minutes
-----------------	---	-----------------	-----------------------

Materials:

- White board, markers, and erasers.
- Index cards with the word written on it.
- Two plastic bags.
- Two postages with the word "Subjects," and "Verbs" written on each bag.
- Pictures of word blanks that starts with "I" + verb.
- Flashcards of actors, actresses, and the group of people.

Aims:

Students will improve their knowledge of connection between subjects and verbs as they are making sentences with subject + verb such as "She runs," and "I run" by playing a game and having discussions.

Language Skills:

Reading: Students will read sentences with "subjects verbs on the board, and flashcards.

Listening: Students will listen to the teacher and classmates throughout the lesson.

Speaking: Students will read aloud the sentences with subject + verb.

Writing: Students will write several sentences that contain the verbs and adverbs accordingly

Language Systems:

Phonology: ʌ for run, tʃ for watch, θ throw and concentration of s or es at the end of the verb

Lexis: I, he, she, they

Function: Asking and answering

Grammar: verb or verb +s/es depending upon the subject

Lesson Plan- Change Of Focus (COF)

Discourse: Conversation and discussion about actions (motions)

Assumptions:

- Students have a slight knowledge of what subject/noun and verb are.
- Students can have a brief conversation in English.
- Students make grammar mistakes often when writing and speaking.
- Students can read short stories that are in easy level.
- Students are familiar with subject + verb sentence such as I + verb. In other words, they are not familiar with subject + verb sentence such as He/She/They + verb.

Anticipated Problems and Solutions:

Students may have some grammar mistakes in having the incorrect forms of verb that do not match the specific subject.

- Error correction techniques

Facial expression: Give a sad/disappointed facial expression and encourage them by giving hints.

Ask questions: Keep asking questions until students get the correct answers.

Motions: Show motions that indicate the specific verbs

Students may not focus on the lesson during the middle of the class.

- Error correction techniques

Clapping: Clap and say, "Ok guys!" aloud to get students' attentions.

Folding arms: Fold arms and remain silent until they notice that they should focus

References:

"Play the Bag Game" Instruction

- http://www.education.com/activity/article/play_word_bags_third/

Pictures used for the flashcards of word blanks

- <http://www.cliparthut.com/>

Pictures used for the flashcards of actors, actresses, and a group of people

- Type Images of Tom Cruz, David Beckham, Robert downy Jr., Chris Evans, and Brad Pitt on Google

- Type Images of Arianny Grande, Scarlett Johanson, Charlize Theron, Elizabeth Olsen, and Amanda Seyfried on Google

- Type Images of soccer team, basketball team, baseball team, and volleyball team on Google

Lesson Plan- Change Of Focus (COF)

Review			
Materials: Board and flashcards of word blanks			
Time	Set Up	Student Activity	Teacher Talk
1 min	Whole class	Greet students	"Hello everyone!" How are you guys all doing?"
3 min	Whole class	Complete the word blank below each picture	"Look at the picture and complete the word blank". " I run," I eat," I jump" and etc.

Introduction of new target			
Materials: Flashcards of actors, actresses, and group of people			
Time	Set Up	Student Activity	Teacher Talk
3 mins	Whole class	Presenting new subjects beside "I"	Teacher shows several pictures of actors, actresses, and group of people. T. first goes over a few pictures with the students. When T. shows them a picture of actor, he says, "He," and when T. shows them a picture of actress, T. says, "She". In addition, if T. shows them a picture of a group of people, T. says, "They."
Oral activity			
Materials: Flashcards of actors, actresses, and group of people			
Time	Set Up	Student Activity	Teacher Talk
2 mins	Whole class	Practice speaking new subjects: He, She, and They	T. says aloud "He," "She," , and "They" depending upon the pictures. Let students repeat after T. says.
3 mins	Whole class	Say "He," "She," and "They" depending upon the flashcards by themselves.	Once students are quite familiar with "He," "She," and "They", T. mixes flashcards and show them in order to let them figure out what subject is

Lesson Plan- Change Of Focus (COF)

			appropriate for each flashcard.
--	--	--	---------------------------------

Practice of new target			
Materials: Flashcards of actors, actresses, and a group of people			
Time	Set Up	Student Activity	Teacher Talk
1 min	Whole class	Teacher's instruction	T. says, "Okays guys, make a group of three."
4 mins	Group	Students ask and answer (Quiz)	<p>T. distributes flashcards to each group. T. recalls the activity that he just did with the flashcards. T. encourages a group work by letting them to ask and answer.</p> <p>While they do the group work, T. draws tables on the board for the next activity</p>

Review			
Materials: White board and markers, flash cards of word blank and actors, actresses, and group of people, and tapes			
Time	Set Up	Student Activity	Teacher Talk
2 mins	Group	Teacher's instruction	<p>T. distributes flashcards to the each group accordingly.</p> <p>T. says, "Place each flashcard on the correct spot of the table drawn on the white board."</p>
3	Group	Place flashcards on the	T. monitors students placing

Lesson Plan- Change Of Focus (COF)

mins		correct spot	flashcards on the correct spot. Once they are done with placing flashcards, T. goes over with them to makes sure that everything is correct.							
Linking new target with old targets										
Materials: whiteboard and markers and flash cards of word blank and actors, actresses, and group of people										
Time	Set Up	Student Activity	Teacher Talk							
6 mins	Whole class	Familiar with the connection between the new and old language.	<p>T. holds up the flashcards “I run” and “He,” and ask students, “What is it.”</p> <p>T. elicit them to come up with “He runs.” T. uses facial expressions, and gestures to give them hints. Once they come up with “He runs,” show other flashcards.</p>							
Review										
Materials: White board and erasers										
Time	Set Up	Student Activity	Teacher Talk							
4 mins	Whole class	Grammar box	<p>T. draws boxes on the whiteboard and put different subjects and one verb on each box and go over them with students.</p> <table><tr><td>I</td><td>eat</td><td rowspan="3">a piece of pizza</td></tr><tr><td>He/She</td><td></td></tr><tr><td>They</td><td>eats</td></tr></table> <p>T. points each box and purposely make mistakes in order to let them figure out correctly.</p>	I	eat	a piece of pizza	He/She		They	eats
I	eat	a piece of pizza								
He/She										
They	eats									

Linking new target with old targets

Materials: Index cards with the word written on it, two plastic bags and two postages with the word "Subjects," and "Verbs" written on each bag.

Lesson Plan- Change Of Focus (COF)

Time	Set Up	Student Activity	Teacher Talk
2 mins	Whole class	Teacher's instruction	Teacher says, "One person from each group picks 3 cards from the "Verbs" bag and another person from the same group picks 3 cards from the "Subjects" bag
6 mins	Group	Make sentences and present	<ul style="list-style-type: none"> - Create sentences using subjects and verbs that they have picked - Sentences they will create do not have to be related to each other (Make sentences not a story) - T. let students present at the end.

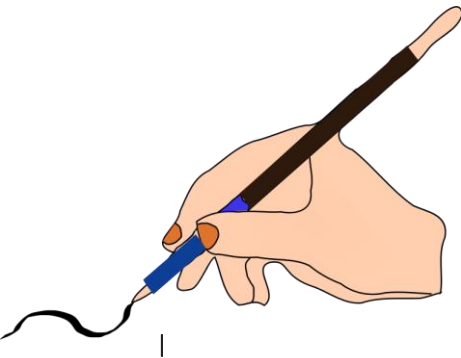
Consolidation of new target through writing			
Materials: Worksheets			
Time	Set Up	Student Activity	Teacher Talk
5 mins	Whole class	Writing activity on the worksheet	<ul style="list-style-type: none"> - T. gestures students to get their pencils out and hand out worksheets. - T. read instructions on the worksheet and answer to questions that students might have. - If students don't finish in 5 mins, let them finish them as a homework.
Wrap up/feedback			
Materials: N/A			
Time	Set Up	Student Activity	Teacher Talk

Lesson Plan- Change Of Focus (COF)

2 mins	Whole class	Say, "Good bye" aloud	<p>T. asks "Did you guys all have fun?"</p> <p>T. wrap up the class by saying "Ok everyone put your pencils and papers in your bags and don't forget to bring a worksheet by tomorrow!"</p> <p>T. says, "See you guys next time and have a wonderful day!"</p>
--------	-------------	-----------------------	--

Lesson Plan- Change Of Focus (COF)


Flashcards of word blank (I +verb form)



The answer: I run/I eat/I sleep/I read/I jump/I sing/I write/I throw


Lesson Plan- Change Of Focus (COF)

Flashcards of actors



Lesson Plan- Change Of Focus (COF)

Flashcards of actresses



Lesson Plan- Change Of Focus (COF)

Pictures of a group of people



Lesson Plan- Change Of Focus (COF)

Verbs and Subjects That Will Be on the Index Cards

Verb	Subject
Eat	They
Run	They
Drink	He
Study	He
Play	He
Watch	They
Listen	She
Throw	She

Lesson Plan- Change Of Focus (COF)

Open	She
------	-----

Lesson Plan- Change Of Focus (COF)

Create 10 sentences that contain proper subjects and verbs. Make sure that the form of the verb changes as the subject changes. Don't forget to underline the subject and verb. A few examples are given below

Examples

- 1) I play the basketball.
- 2) She watches a movie.
- 3) They eat the spaghetti.