

Lesson Plan (Presentation, Practice, Production)

TITLE Topic: What did you do today? (Past tense of verb)				
INSTRUCTOR	Ss' LEVEL	AGE GROUP	No of Ss	LENGTH
Sunwoo Kim (Sun)	Intermediate	9-10	12	50 mins
MATERIALS				
<div>- White board, markers, and erasers</div> <div>- A bunch of pieces of scratch papers</div> <div>- A projector, screen, computer, cell phone (in case if a projector does not work)</div>				
AIMS	Students will improve their knowledge of the past tense of the verbs as they are drilling several verbs of the past tense, making sentences such as “I ate” and “I ran”, and singing songs.			
LANGUAGE SKILLS				
Listening	Students will read sentences with “I” + present/past tense of verbs on the board, flashcards and lyrics from the song.			
Speaking	Students will listen to the teacher and classmates and past tense song throughout the lesson.			
Reading	Students will read aloud the sentences with “I” + present/past tense of verb, repeat the past tense song and present the past tense song they have created.			
Writing	Students will write several sentences that start with “I” + past tense verbs.			
LANGUAGE SYSTEMS				
Grammar	verb+ d/ed that indicates the actions happened in the past.			
Phonology	[draɪ] for dried/ [brʌʃt] for brushed/ [wɔːʃ;wɔːʃ] for washed/ [kli:n] for cleaned/ [raɪd] for rode/ [klaɪm] for climbed/ [ʃeɪk] for shook/ [swɪm] for swam			
Lexis	I, today			
Discourse	Conversation and discussion about actions (motions)			
Functions	Asking, answering, and singing.			
ASSUMPTIONS				
<div>- Students know what noun, verbs, adverbs, and adjectives are</div> <div>- Students can have a brief conversation in English</div> <div>- Students make grammar mistakes often when writing and speaking</div> <div>- Students can read short stories that are in easy level</div> <div>- Students can read short stories that are in easy level.</div> <div>- Students are familiar with “I”+ verb sentences. However, they are not familiar with “I” + past tense verb sentences.</div>				

ANTICIPATED GRAMMATICAL ERRORS AND SOLUTIONS

Students may have grammar mistakes in having the incorrect forms of past tense verb

- Error correction techniques

Facial expression: Give a sad/disappointed facial expression and encourage them by giving hints.

Ask questions: Keep asking questions until students get the correct answers.

Motions: Show motions that indicate the specific verbs/ Move teacher's position to indicate the difference between present and past.

Students may not focus on the lesson during the middle of the class.

- Error correction techniques

Clapping: Clap and say, "Ok guys!" aloud to get students' attentions.

Folding arms: Fold arms and remain silent until they notice that they should focus

Timing: Time how long they chat and let them stay in the classroom for the time they chat during the lesson.

REFERENCES

Error correction techniques

- Tesol CSU Long Beach Text Book from Times Media

Past tense songs from You Tube

- <https://www.youtube.com/watch?v=0b4rsDuzThE>

- <https://www.youtube.com/watch?v=LbA2LeGteME>

- <https://www.youtube.com/watch?v=n1VBke5Y2co>

NOTES

- Brief review session

Have the students to write down one question they still have about the lesson they have learned today on the paper and turn it in

Randomly pick 4 to 5 questions and go over them

Presentation				What did you do?			
AIMS				MATERIALS			
<ul style="list-style-type: none"> - To be able to make sentences that contain verbs in past tense. - To be able to recognize the difference between present and past tense verb clearly 				<ul style="list-style-type: none"> - Two past tense verb songs from YouTube - Projector, screen, cell phone (in case if a projector is malfunction) 			
TIME	SET UP	STUDENTS			TEACHER		
5 mins	Whole class	- Listen to the songs from You Tube and repeat the lyrics			- Play the songs and clap hands aloud		
5 mins	Whole class	- Take notes			<ul style="list-style-type: none"> - Write the concept of past tense verb on the white board - Verb+d/ed or irregular forms such as ran/ ate/ took - Use the past tense verbs on the white board as references. 		
10 mins	Whole class	<ul style="list-style-type: none"> - Past tense verb drills - Know the forms of present tense verbs and past tense verbs clearly 			<ul style="list-style-type: none"> - Indicate the present tense verbs written on the whiteboard and let students change them into past tense verbs - Move position from left to right and right to left (Left- present/ Right- past) - Mix up present tense verbs with past tense verbs - Once they are familiar with the drills, let them lead the past tense verb drills by themselves 		

Production Presenting the songs they have created			
AIMS		MATERIALS	
- To be able to present the song they have created using the correct forms of past tense verbs		- Scratch papers	
TIME	SET UP	STUDENTS	TEACHER
2 mins	Whole class	- Make 4 groups of 3 and organize the table	- Let students divide into 4 groups of 3
5 mins	4 Groups of 3	- Teacher's instructions - Create the songs using past tense verbs	- Give them instructions: Make songs using past tense verbs. There should be at least 10 lines
15 mins	4 Groups of 3	- Present the songs they have created - Clap the hands to keep the beats - Other students watching the team presenting the song say the line, "What did you do today" first. - S1: What did you do today? - S2: I studied/ cleaned/ looked... - S1: What did you do today? - S2: I cooked/ ran/ ate... - Once they are done with the first round of the song, present the songs in both present and past tense verb formats - S1: What do you do every day? - S2: I study/ eat/ run - S1: What did you do today? - S2: I ran/ ate	- Monitor them presenting the songs - Once they are done with presenting the song for the first time, say, "Okay, we are now going to present the song in both present and past tense verb formats." - Say, "What do you do every day or What did you do today?" randomly.

Wrap up Summarize the lesson			
AIMS		MATERIALS	
- To finalize the ideas of present and past tense verb formats		- N/A	
TIME	SET UP	STUDENTS	TEACHER
1 mins	Whole class	- Listen to the feedbacks	- Feedbacks with corrections
2 mins	Whole class	- Answer to the teacher's questions	- CCQ: "I run yesterday or I ran yesterday?"/ I eat every day or I ate every day?" - Purposely make mistakes in order to let kids correct the verbs
1 min	Whole class	Say, "Good bye" aloud	T. asks "Did you guys all have fun?" T. wrap up the class by saying "Ok everyone put your pencils and papers in your bags and don't forget to bring a worksheet by tomorrow!" T. says, "See you guys next time and have a wonderful day!"

<Images from the song>


What did you do today?



I **dried**
my hair.




What did you do today?



I **brushed**
my hair.




What did you do today?



I **washed**
my hands.



What did you do today?



I **cleaned**
my room.

What did you do today?

Like?



I **rode**
my bike.

What did you do today?



I **climbed**
a tree.

What did you do today?



I shook
my bum.



What did you do today?



I swam.

