

Listening Speaking Grammar Reading			
Title: International World			
Instructor: Jamie Ha	Level: Intermediate	Students: 4	Length: 30 minutes
Materials: PPT slides (Appendix 1) Empty papers (per team) Colouring pencils, Scissors, Glues, etc.			
Aims: Students will discuss about the international world. Students will speak in front of others about their favorite country (city). Students can have more information about other countries (culture, food, races, etc.). Students will present about a certain country. Students will understand about the advertisement.			
Language Skills: Speaking : Share own ideas or experiences freely, Can have a presentation in front of the class, Cooperate with a partner by discussion. Listening : Get the information from the presentation.			
Language Systems: Grammar: have you ever been~, have been to~, I want to live in~, My favorite place is~. Phonology: can say different countries' names. Lexis: countries' names (ex- America, Great Britain, Germany, France, Australia, Egypt, China, Japan, Italy, Spain, ect.), favorite, world, earth, advertisement. Discourse: Present about the favorite place, Share the experience with class, have a discussion with a partner. Function: Express the idea, Present in front of others.			
Assumptions: Students have a background information about the international world (different countries). Students understand the concept of trip, travel, moving and immigration.			
Anticipated Errors and Solutions: Students can ask about the country that everybody doesn't know (including the teacher) but he/ she knows. - Teacher can ask the student to tell the class about the country. Students may wonder about the teacher's experiences. - Share with students as an example of the answer.			
Backup Plan: Give students the double puzzle worksheet and let them solve.			

References:

Back up plan-

<http://www.discoveryeducation.com/free-puzzlemaker/?CFID=3208214&CFTOKEN=18370909>

Cliparts and images-

www.google.com → found clipart images from the website.

KEY: Individual (I); Pairs (P); Groups (G); Whole Class (W); Teacher (T); Student (S); Students (Ss)

PRE-TASK/TASK-PREPARATION**Materials: PPT (Appendix 1)**

Time	Interaction	Procedure
7 minutes	T-S (W)	<p>- Greeting : "Hello everybody. This is teacher Jamie. Nice to meet all of you. Today we are going to have an exciting class by traveling all around the world! If everybody is ready, let's begin our journey"</p> <p>Introduce the main topic to students briefly first.</p> <p>- Preparation : Ask questions that are on the ppt (p2-3). Let students share their story and experience freely within class. By asking open questions, make students feel comfortable so that they can easily speak English.</p> <p>Teach students about different countries. (In this case, introduce them different expressions with different languages). If students want, let them talk within the time allowed.</p>

TASK-PREPARATION/TASK REALIZATION

Materials: PPT (Appendix 1), Papers (per team), Colouring pencils, scissors, glues, etc. (According to how students will make it, the materials can be differ.)

Time	Interaction	Procedure
12 minutes	T-S S-S (G)	<p>- "Advertise our country" : Ask students to make a group first. Each group should make an advertisement for one country. Team mates can discuss which country they are going to choose. Students are allowed to search from the internet about the country. They can decorate or allocate the paper as they like.</p> <p>After finish making an advertisement. Each team will come out and have a presentation in front of the class. The team will basically advertise (introduce) about the country they've chosen. The advertisement should be informative and persuasive to others.</p>

POST TASK/ STUDENTS SELF-EVALUATION**Materials: PPT (Appendix 1)**

Time	Interaction	Procedure
8 minutes	S-S (G), (W) T-S	<ul style="list-style-type: none"> - Feedback and Evaluation : Ask students about the final work. ("What do you think about the other team's presentation?", "What is the best/worst part from the other team's presentation?", "What is the best/worst part from your team's presentation?", "How can you evaluate the weaknesses from your presentation?", "What could be the key elements about the advertisement?") - Let students understand what are the key elements for the advertisement. - Language Focus : Ask students about the difficult expressions when they use. Correct mistakes about the presentation.

FINISH LESSON (WRAP-UP & H/W)

Materials: PPT (Appendix 1)

Time	Interaction	Procedure
3 minutes	T-S	<ul style="list-style-type: none"> - Wrap-up CCQs : questions about the overall lesson? ("What are the countries we've discussed today?", "Can anyone summarize the advertisement of team A/B?", "What are some informations about (country name)?", "What are some of the important points when you advertise something?") - Homework : Ask 3 different people about their favorite country or the country they want to visit/live. Students not only ask questions but also tell the other person about their answers. - Ending : "Thank you for your paying attention. See you next time everybody. Have a good day!"



INTERNATIONAL WORLD

Share your experience

- Have you ever been to another country?

Please share your **experience** with the class!

Find your favorite

- Where is your favorite country / city?
- Where do you want to visit / live?


Different countries



America (US)



Great Britain (UK)



France



Spain

Different countries




Germany



Russia



Australia



Norway

Different countries




Italy



Greece



China



Japan

Different countries



Portugal



Cuba



Switzerland



Brazil

Make the Advertisement

- Divide into groups.
- Each group picks one country they like.
- Make an advertisement about the chosen country.


You can think about : History, Culture, Traditions, Food, Historic sites, Location, Population, Language, etc.

Presentation

Advertise the country you've chosen!

Homework

- Ask 3 different people about their favorite country or the country they want to visit/live.
- Write down people's answer and your response.



Trip Around the World

1. TITNENNORIALA

: Between or involving different countries.

2. VALTER

: Go from one place to another, often place that is far away.

3. VIOTAEFR

: Preferred one, one with special favor.

4. REHTA

: The planet on which we live.

5. TRNTVEMAESEID

: An announcement in a newspaper, on television, or on a poster about something such as a product, event, or job.

6. VISTI

: Go to a certain place and spend time there in a short time.

7. CAENFR

: The country in Europe, famous with Eiffel Tower.

8. SUITAALAR

: A country and the smallest continent, situated between the Indian Ocean and the Pacific

9. REAKO

: The country that we are living now.