

Lesson Plan

125th wk Joe Kim

Title: What does this animal like?

Instructor: Joe Kim	Level: 10 years + Intermediate	Students: Around 10	Length: 45 min.
------------------------	--------------------------------------	------------------------	--------------------

Materials:

Slides (Appendix 1)

Flash cards of animal (animals in zoo) (Appendix 2)

A list of example sentences. (Appendix 3)

Activity sheets(Back up plan- Word search) (Appendix 4)

Aims:

Students will learn about animals' name in English.

Students can learn about characteristics of animal. (what food they like)

Students are able to feel more familiar with animals.

Students are going to learn basic grammars.(singular , plural, verb changing)

[Language Skills]

Writing: Writing names of animals on flash cards.

Speaking: Speaking while making a sentence with flash cards.

Asking and answering questions while you are doing the activity.

Listening: Teacher and other students' conversations and questions.

Teacher will read the example sentences and students will repeat after the teacher.

Students will make a sentence and they will speak out loud and other students will repeat after them.

[Language Systems]

- <Lexis> : Animal names, food names,.
- < Grammar> - Students will study about articles and verb changing.
 - Students will know the singular and plural.

ex) A: What does monkeys like?

B: monkeys like bananas.

<Discourse> - during the activity, they need to talk to each other.

Ex) A: Does the money like bananas?

B: Yes, it likes bananas

Assumptions:

Students learned what article is and words order in sentences.

Students learned what zoo is and what is in there.

Students learned about food before.

Students learned about the singular and the plural.

Possible Problems:

Ss might want to talk about other animals which is not on flash cards.

Ss could insist that one animal like something else than we were talking.

Ss could want to eat what is in the flash cards.

Solutions: Make other student discuss more about the food that animals like and try to make them focus on what we have and prepare some snacks for Ss.

References:

Pictures:

<http://ko.depositphotos.com/14030447/stock-illustration-a-zoo-and-the-animals.html>

<http://www.feline.com/famous-cartoon-cats/>

<http://www.dreamstime.com/royalty-free-stock-photography-vector-illustration-cartoon-dog-image29888727>

http://www.123rf.com/photo_13408403_funny-snake-cartoon.html

<http://nyrak.deviantart.com/art/Goofy-Rat-Cartoon-67704203>

<http://www.thinkvector.com/shop/fried-egg/>

<http://www.dreamstime.com/royalty-free-stock-photo-banana-cartoon-style-illustration-image32155225>

http://www.wpclipart.com/cartoon/assorted/more_cartoons/bone_cartoon.png.html

pokeblog3000.blogspot.com

Time	Interaction	Details	Purpose
5 min.	T-S	<p>- Greeting</p> <p>T: Hello, Everyone!</p> <p>Does anyone raise a puppy?</p> <p>S: Yes, I do! / me too!</p> <p>T: what does your puppy like?</p> <p>S: Food / walking outside.</p> <p>T: Today, we are going to talk about animals and their favorite food.</p> <p>Let's see this slide and talk about it.</p> <p>(Questions : do you like animals? What do you like? What do they like to eat?)</p>	<p>Lead in</p> <p>Introduce the topic</p>
10 min.	<p>T-S</p> <p>S-S</p> <p>T-S</p>	<p>Do you see there flash cards?</p> <p>S: Yes, that's monkey!</p> <p>T: yes, it is a monkey. Let's talk about these flash cards together. before that we need to make 3 teams and choose their name and captain.</p> <p>S: (choosing their name and captain)</p> <p>T: Okay, Team A is an animal team and team B is a letter team, Team C is a food team. (teacher gives flash cards</p>	<p>Warm up & Familiarization of today's topic</p> <p>Animals & food.</p> <p>Practice and listen to sentences what Ss are going to learn today.</p> <p>Explain the activity and make sure</p>

		<p>to students). Okay now, We are going to listen some example sentences and repeat the sentence.</p> <p>Okay, Now let's try to make a sentence with our flash cards.</p> <p>One group makes a sentence at the last will be dancing like their cards.</p> <p>(questions: what are we going to make? what do we use to make a sentence?)</p> <p>Ready, Set, Go!</p>	they understand.
10 min.	S-S	(starting to make sentences with their flash cards.)	Familiarization of today's topic
5 min.	T-S	<p>T: Let's see if there is a mistake in your sentences (teacher checks)</p> <p>Okay, guys! I found some mistakes and find the reason why it is a mistake and correct it and make a sentence again with left flash cards. You can get helps from other friends!</p> <p>Ready, set, go!</p>	Practice and work out together.
5 min.	S-S	(making the sentences again with other friends)	Practice
7min.	<p>T-S</p> <p>S-S</p>	<p>Okay, let me check again! You guys are all right now. Okay, Every team speak out loud your sentence and other students repeat after them and I will give you snacks.</p> <p>(Students speak their sentences and other students repeat after them then</p>	Production

		get snacks)	
3 min.	T-S	<p>Closing</p> <p>T: Do you know which animal like which food now? Remember it and write it down 5 different sentences until next class! Bye!</p>	<p>Closing and homework.</p>

Appendices

< Appendix 1. >



*What do you know
about?



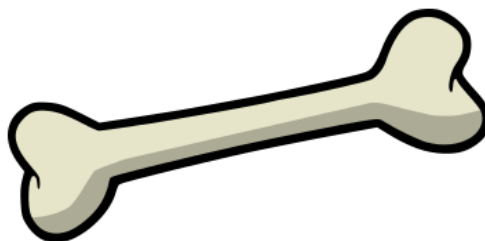

Appendix 2. Flash Cards




S



SSSS





Appendix 3. Example sentences

1. Moneys like bannas
2. Snakes like rats.
3. I like you
4. Dogs like bones.
5. Cats likes fish.
6. Mouse like cheese
7. A monkey likes a banana
8. A snake likes a rat.
9. A dog likes a bone.
10. A cat likes fish
11. A mice likes cheese.
12. Does monkeys like banana? Yes, they do
13. Does cats like dogs? No, they don't
14. Does dogs like bones? Yes, they do.

Appendix 4. Word search.(Back up plan)

Animals and foods

U G N E F O L C O D O I A B H
V F M W K F I S H O O V A I L
W F O C W A R W U G A N Z A E
F I A N N B N J M K A N C N Y
Y T S F Q X G S L N Q G Q K H
J J E S E E H C A I F F V I K
M Q L X S X Y M Z K K O P E C
T A R Y P U V H Q A N E N E C
K G T M D E P B L T K O X L N
D X J F V C V T Y J B E U M T
C D S U G I J F W I G J I P W
L P R F B M B P W A S G C B P
V B G W S K H R P Y I Z T R V
Q P C W V O U K T E Y G M J Q
V B Z Y L X V N Q N L K C I S

BANANA
CHEESE
LIKE
SNAKE

BONE
DOG
MICE

CAT
FISH
RAT