

Speaking Lesson Plan

Title : Travel Map

Instructor	Level	Students	Length
Sunny	Adult (Intermediate)	More than 6	25 min

Materials

World map, laptop computer, white board, board makers, colored pencils.
Activity work sheets.

Aims:

Ss can share some experiences related to travel and understand one another in a group.
Ss will improve speaking and listening ability by sharing ideas in a group.
Ss will learn a variety of travel expressions.
Ss can make a travel map.

Language Skills

Listening: Share some thoughts in each group.
Reading: Activity 1.
Speaking: Do a presentation and answer the questions from T.
Writing: Activities work sheets.

Language systems

Grammar: Today's expression.
- I want to go to Noun related to place. Because S + V.

Phonology: Activity 2.

Lexis: Continent, Vacation, Holiday, travel expressions, name of country in the world.

Discourse: Discussion.

Assumptions

Ss have traveled abroad and experienced culture differences.

Most Ss are interested in traveling and know some travel expressions in English.

Anticipated Errors And Solutions

Some Ss may be able to finish their tasks earlier than others.

→ Solution: T can ask some Qs to them.

Ex) Have you ever studied abroad? How long did you stay there?...

Ss might want to know about travel expressions.

→ Solution: T will prepare some expressions and give it to Ss .

Ss might want to get some information about the countries that Ss are interested in.

→ Solution: Ss can use laptop computer outside.

References:


Expression: <http://blog.naver.com/maxvoca/220416089617>, www.naver.com – search.

Time	Interaction	Details	Purpose
5min	T-S	<p>Greeting</p> <p>T: Hello, everyone. How are you doing today?</p> <p>Last week, we had a holiday.</p> <p>T will tell some T's story to them.</p> <p>(T: I went to Bu-Yeo with my family last week. I visited some historic sites and had a lot of delicious foods there. It was a great time.)</p> <p>T: How was your holiday? (T will ask it of all Ss.)</p> <p>S: answer it.</p> <p>T: I think most people want to go somewhere when they are given some free time, don't you?</p> <p>What do you think about it??</p> <p>Especially, many university students make a plan to travel when they are on vacation, right?</p>	Lead in Introduce the topic
8min	T-S S-S	<p>Activity 1: Discussion.</p> <p>T: How about you guys when you were in university? Did you make a plan to travel with your friends? Was it great or not?</p> <p>T: So, now, we will divide into two groups and share some of our experiences. Remind of old memories through this time.</p> <p>Let's start.</p> <p>[Material: work-sheets, pencil.]</p>	Ss can get to know one another through this activity. Also, this activity will help Ss relieve the tension in English.

		<ol style="list-style-type: none"> 1. T will divide into two groups. 2. T will give a piece of Paper 1 written some Qs to each group. 3. Ss will answer the Qs and discuss Paper 2 for 7minutes. 4. Ss will show the result of Paper2 to the other group. 5. Ss will share some thoughts in each group. <p>ICQ</p> <ol style="list-style-type: none"> 1. How many groups are there? 2. Are you working with your friends or alone? 3. How many questions on Paper 1 are there? 4. What will you do after finishing Paper 2? 5. How much time do you have? 	
8~10 min	S-S	<p>Activity 2: Design Your Own Travel Map.</p> <p>T: You guys did a good job. If you want to know travel expressions some more, I'll give it to you later.</p> <p>And It sounds like you guys want to take a trip right now. Right?</p> <p>CCQ</p> <ol style="list-style-type: none"> 1. Where and why do you want to go? <p>** Today's expression practice **</p> <p>I want to go to_____, because_____.</p> <ol style="list-style-type: none"> 2. What do you want to do there? 3. How will you prepare for your trip? <p>So, now, we are going to design our own travel</p>	

		<p>map with your friends.</p> <p>Don't worry about your financial conditions. You've got everything now.</p> <p>Imagine it right now and decorate it on your travel map.</p> <ol style="list-style-type: none"> 1. T will give each group a world map. 2. Ss can choose only one place that Ss want to go to. 3. Ss will decorate it on the map. <p>Ex) Why do I want to go now?</p> <p>What do you want to see there?.....</p> <ol style="list-style-type: none"> 4. Ss will do a presentation for each person in 1~2 minutes. <p>ICQ</p> <ol style="list-style-type: none"> 1. What can you see on the map? 2. How many countries can you choose? 3. How much time do you have in order to do a presentation? 	<p>This activity will remind Ss of old memories and it might collect S's courage. And Ss will learn about another country and culture.</p>
2min		<p>Closing</p> <p>T: There was time to get to know one another and we learned about some travel expressions.</p> <p>Did you enjoy it?</p> <p>S: answer...</p> <p>T: But, most of all, it's very important to carry out a plan. Right? I hope you guys all will make your plans come true this year.</p> <p>Thank you for your participation today.</p> <p>-Give homework- Ss have to make a plan in detail.</p>	<p>Closing</p> <p>Ss can organize their plan again and they will think and know what is important in their plan.</p>

Activity 1-1.



Ask and fill in the blanks simply in your group.

- 1. When you were in university, did you really put a plan into action or not?
(If you did not do it, why?)**
- 2. Where did you go to travel for the first time? Why did you choose there?**
- 3. Do you have the best place or worst place in your trip? Why?**
- 4. If you have plenty of time and your financial conditions permit, what would you like to go and do?**
- 5. Which do you prefer traveling with people or alone?**
- 6. What are the positive and negative aspects of being in the trip?**

S's name :

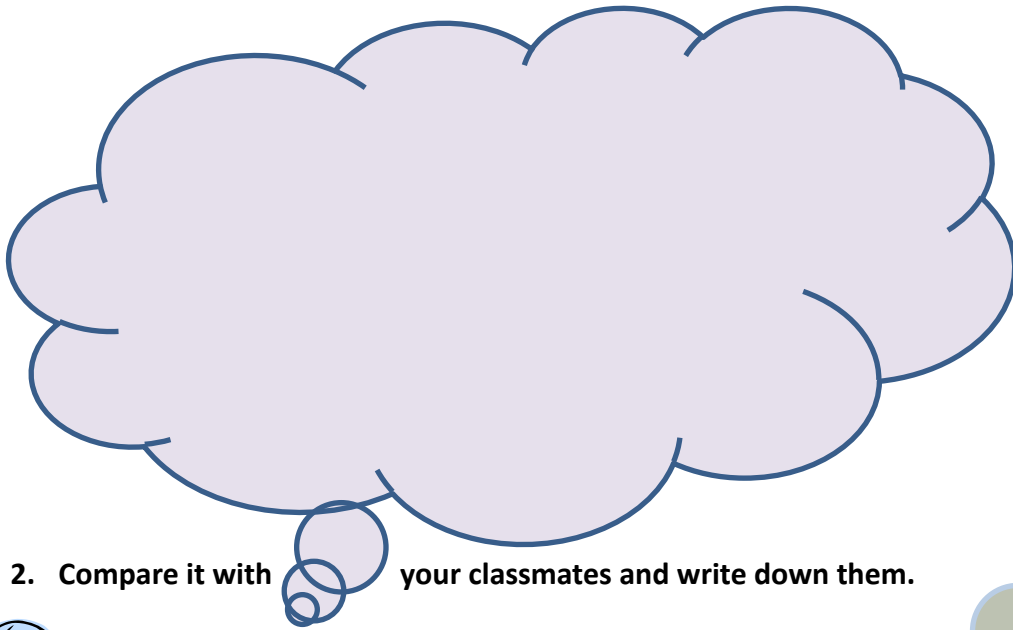
S's name :

Activity 1-2. Must know!!

Before you go to travel, what must you know some essential expressions in English?

Write down and compare it to your classmate in a group.

1. Think your own ideas.



2. Compare it with your classmates and write down them.



Travel Expressions in English.

When you are looking for sth.....

1. **Could you please tell me the way to __?** __로 가는 길 좀 알려주시겠어요?
2. **Can you tell me the nearest convenience store?** 가장 가까운 편의점이 어디 있는지 알려주시겠어요?
3. **Where is the nearest bus stop?** 가장 가까운 버스 정류장은 어디인가요?
4. **How can I go to the subway station?** 지하철역에 어떻게 갈 수 있나요?
5. **How long should I walk for?** 얼마나 걸어야 하나요?
6. **How long does it take from here?** 여기서부터 얼마나 걸려요?

When you are going shopping....

1. **I am just looking around.** 그냥 둘러보는 중이에요.
2. **It is a little bit expensive for me.** 저에게는 좀 비싸네요.
3. **Do you have a bigger size?** 좀 더 큰 사이즈 있나요?
4. **I'd like to try this on.** 저 이거 입어보고 싶어요
5. **Where is the fitting room?** 피팅룸은 어디에 있나요?
6. **Can you wrap this up as a gift?** 이거 선물 포장해주실 수 있나요?

When you are at the airport...

1. **I'd like to book a flight to ____?** ____로 가는 비행기를 예약하고 싶어요?
2. **One-way, or round-trip?** 편도인가요? 왕복인가요?
3. **I'd like to change my reservation.** 예약을 변경하고 싶어요.
4. **Can I have one more arrival card?** 입국신고서를 한 장 더 주시겠어요?
5. **I'd like to buy in-flight duty -free goods.** 기내 면세품을 사고 싶어요.


When you are in danger....

1. **Is there a hospital nearby?** 이 근처에 병원 있나요?
2. **I can't move.** 움직일 수가 없어요.
3. **Somebody was hit by a car.** 누군가 차에 치였어요.
4. **I think my leg is broken.** 다리가 부러진 것 같아요.
5. **Please bring a first aid kit.** 응급상자를 가져오세요.

Homework: Make A Plan In Detail.



Departure date : _____



Which part? _____

The Reasons That I Must Go There This Year.



What Do You Want To Do There?



What Will You Try To Do In Order To Carry Out A Plan?