

Lesson Plan Template Change Of Focus (COF)

Topic:

Like Silly Suzy Goose!

Instructor:

Rosa Han

Level: High beginner

Age: 6 ~ 7

Students:

3 ~ 5

Length:

30 minutes

Materials:

1. Music file – How do you feel
2. Storybook - Silly Suzy Goose
3. Flash card 01 – animals
4. Flash card 02 – verb
5. Board game one floor – for activity
6. A Big Die – for activity
7. Hand out – copying the sentence like “Kangaroo is jumping”

Aims:

- Students will be able to understand the verbs in the story book (Flap, squawk, slide, stretch, splash, jump, run, swim, roar)
- Students will be able to match the verbs with the animals related to the word.
- Students will improve their writing skills by completing a sentence-based worksheet.

Language Skills:

Reading: Reading along the “Silly Suzy Goose” with the Teacher.

Listening: Teacher reading the “Silly Suzy Goose”, listening to song

Speaking: Drilling & activity, Questions & Answers

Writing: Writing down sentences

Language Systems:

Phonology: Pronunciation of each word.

Lexis: Verbs like Flap, squawk, slide, stretch, splash, jump, run, swim, roar

Function: Ask and answer

Grammar: (Verb(Action vocabularies)) like a [Noun(Animals)], Verb+ing

Discourse: Speaking and conversation through activities

Assumptions:

- Many of the children will get easily distracted.
- Many of the children might lose their concentration time to time.
- Colorful materials will get children's attention.

Anticipated Problems and Solutions:

1. Some of the students might not remember the previous topic clearly. - Give hints by making happy/sad face or a simple gesture to indicate student's error.
2. Students might get distracted - grab their attention by saying things like "Everybody in the class, let's clap three times."
3. Emphasize every word is possible while drilling so there would be no confusion with pronunciation.

Lesson Plan Template Change Of Focus (COF)

References:

Story Book – ‘Silly Suzy Goose’ written by Peter Horacek

Song ‘How do you Feel’ - Tun Tun English <http://mall.tuntunpreschool.com/>

Review

Materials:

Music file – How do you feel

Flash Card 01 (Animals)

Time	Set Up	Student Activity	Teacher Talk
1 min	Whole class	Greet the class. Ask a question.	T: Good morning everyone! Hands on waist. (Plays music)
2min	Whole class	Put the animal cards on the right side of the board.	T: (points at card one by one) What is this??

Introduction of new target

Materials:

Story Book – Silly Suzy Goose

Time	Set Up	Student Activity	Teacher Talk
3min	Whole Class	Read along as the Teacher reads it out loud.	(Teacher introduces the book) (Reads out loud, emphasize the old target and the new target word.) (Make a gesture if possible.)

Oral activity

Materials:

Flash Card 02 - Verb cards (flap, squawk, slide, stretch, splash, jump, run, swim, roar)

Time	Set Up	Student Activity	Teacher Talk
3min	Whole Class	Drilling & Speaking	T: (Shows each cards) What are they doing? (Explain by gesture) Flap, flap, flapping, flapping Squawk, squawk, squawking, squawking Slide, slide, sliding, sliding Stretch, stretch, stretching, stretching Splash, splash, splashing, splashing Jump, jump, jumping, jumping Run, run, running, running Swim, swim, swimming, swimming Roar, roar, roaring, roaring

Practice of new target

Materials: Flash Card 01 - Animals

Time	Set Up	Student Activity	Teacher Talk
1min	Whole Class		T explains the rule of the activity, and demonstrates first.

Lesson Plan Template Change Of Focus (COF)

4min	Student based	Practice speaking	Rules: T places the cards on the table, facing down. Students need to pick up the card and say a sentence from the drill. Ex) Picture of a bat → "Bat is flapping"
------	---------------	-------------------	--

Review			
Materials: Flash Card 1&2 – Animals & Verbs			
Time	Set Up	Student Activity	Teacher Talk
2min	Whole class	Ask and Answer	(T asks questions as she mixes the card together) T: Does a BAT SQUAWK? Does an OSTRICH STRETCH? Does a SEAL STRETCH? Etc S: No T: What does bat do? S: Flap wings!
Linking new target with old targets			
Materials: Board game (on ground), a die			
Time	Set Up	Student Activity	Teacher Talk
1min	Whole class		(T explains the rules, demonstration needed. Help as the students play the games.)
8min	Student based	Speaking, practice phonology	1. Role the die. 2. If you are standing on the animal card (drawing), move like that animal. 3. If you are standing on the word card (verb), say a sentence. (ex) Jump, "Kangaroo is jumping!" 4. On "?" mark teacher will ask "What other animals run?" "What animal swims?"




Consolidation of new target through writing			
Materials: Handout			
Time	Set Up	Student Activity	Teacher Talk
4min	Whole Class	Each of the student trace today's lesson's verb, and copy the	Teacher shows how to trace the words, for students who might be confused. Monitor.

Lesson Plan Template Change Of Focus (COF)

		sentences like “Kangaroo is jumping”	Encourage them time to time.
Wrap up/feedback			
Materials: non			
Time	Set Up	Student Activity	Teacher Talk
1min	Whole Class		T: Did you have fun? (Go on check errors if possible) Thank you everyone! See you next time!

Book

Silly Suzy Goose by Peter Horacek



How do you Feel

(Lyrics)

(Lyrics)

How do you feel?
How do you feel?
I am happy
that is how I feel
Ha ha ha ha, ha ha ha ha
I am happy
that is how I feel

How do you feel?
How do you feel?
I am sad
that is how i feel
Boo hoo hoo hoo
Boo hoo hoo hoo
I am sad
that is how i feel

How do you feel?
How do you feel?
I am excited
that is how I feel
yea yea yea yea
yea yea yea yea
I am excited
that is how I feel

Word Flash Cards

Flap

Splash

Squawk

Jump

Slide

Stretch

Run


Roar

Swim

Animal Flash Cards



Bat



Elephant



Toucan



Kangaroo



Penguin




Ostrich



Giraffe



Seal



Lion

Board Game (on ground)

+ A die



Stretch

Splash

**Go +1
more!**

Slide

Run



**Start
and
Finish**

Flap



Work Sheets

Let's Write!

Name: _____

The Bat is
flapping
his wings.



The Toucan is
squawking.

The Penguin is
sliding.

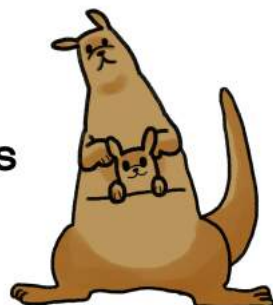


The Giraffe is
stretching.




The Elephant is
splashing.

The Kangaroo is
jumping.



The Ostrich is
running.

The Seal is
swimming.



The Lion is
roaring.